


HOW TO REGISTER A TEAM ON BASKETBALLCONNECT

Via a registration link

As a team captain, you can register yourself and create your team by starting here clicking on the registration link you receive from your club or association. If you don't receive this link, contact your club or association directly.

- 1 If you have never used BasketballConnect before, you will need to create a profile so select **New User – Register**
If you have previously registered for a competition on BasketballConnect, enter your login details and your personal details will pre-populate for you.

 **BasketballConnect**

NEW USER - REGISTER

or

Username/Email

Username/Email

Password

Password

[Forgot/ Reset Password](#)

LOGIN

2 Here you will need to select + **New Team Registration**

Sign up to Competition

Add a Participant


+ New Participant Registration

+ New Team Registration

3 This will display the competition you are registering to

Sign up to Competition

1 Select Competitions 2 Participant Details 3 Additional Information

 **Testing - State**
Testing - State - 2023 Senior Competition
Reg. Open Reg. Close
17/02/2023- 02/05/2023 [Find Another Competition](#)

Membership Details

Membership Product you are registering Team to*

2023 BQ Membership - Player

Registration Divisions*

4 From the drop-down menu, select your division from the displayed options

Membership Details

Membership Product you are registering Team to*

2023 BQ Membership - Player

Registration Divisions*

Thurs Mens

Tues Mens

Cor

Training

No information provided

Special Notes

No information provided

Competition Venue

Logan Metro

Contact Details

No information provided

5 Scroll down to select **Sign Up to Competition**

Membership Details

Membership Product you are registering Team to*

2023 BQ Membership - Player

Registration Divisions*

Tues Mens

Competition Specifics

Training

No information provided

Special Notes

No information provided

Competition Venue

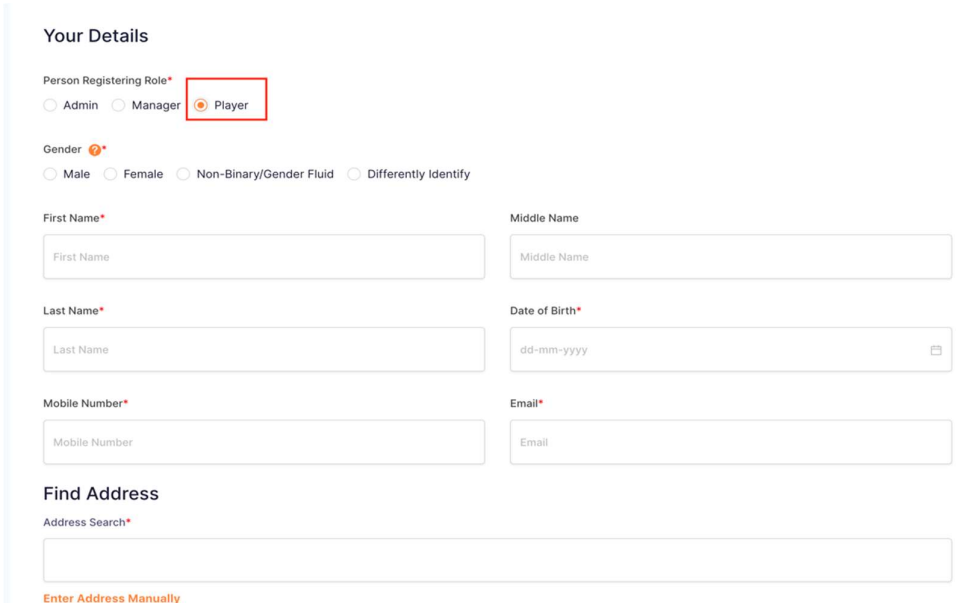
Logan Metro

Contact Details

No information provided

SIGN UP TO COMPETITION

6 As the team captain, select **Player** then enter your personal details
If you have a Game Day profile, ensure you enter your details exactly as they were in Game Day:
First Name
Last Name
Phone Number
Email Address
This will offer you a profile to claim



Your Details

Person Registering Role* Admin Manager Player

Gender* Male Female Non-Binary/Gender Fluid Differently Identify

First Name* Middle Name

Last Name* Date of Birth*

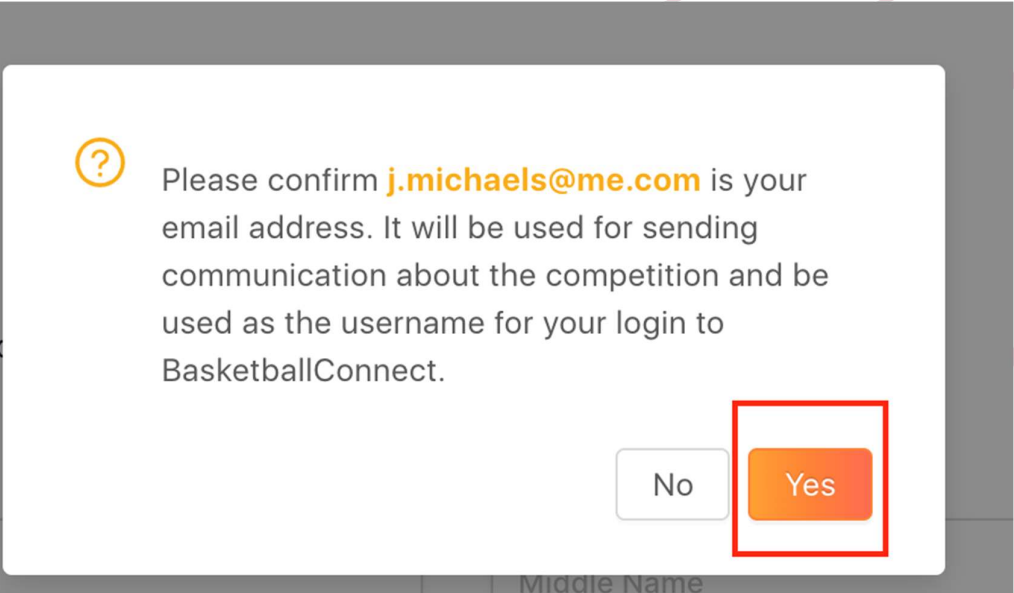
Mobile Number* Email*


Find Address

Address Search*

[Enter Address Manually](#)

7 Confirm your email address



 Please confirm **j.michaels@me.com** is your email address. It will be used for sending communication about the competition and be used as the username for your login to BasketballConnect.

Middle Name

8 If you have entered your details to match Game Day, a pop-up will offer you a profile to claim
Follow the prompts to claim your BasketballConnect profile which will include your current BQ membership information

We have found a matching user for _____ (for security reasons, we have masked some of the details):
: R**s - Email: mi***@y7***.com, Phone: xxxx x8 39

If this is the participant you are registering then please press OK.

Please Note: If you have previously registered this user, and proceed without claiming, you may create a duplicate profile and be required to pay membership fees again. If you are unable to access these contact details, please contact your competition organiser or club admin.

Email SMS

9 Type your address and select from the displayed options

Your Details

Person Registering Role*

Admin Manager Player

Gender ?*

Male Female Non-Binary/Gender Fluid Differently Identify

First Name* Middle Name

Last Name* Date of Birth*

Mobile Number* Email*

Find Address

Address Search*

[Enter Address Manually](#)

10 After entering your emergency contact's details, enter your **Team Name**

Emergency Contact

First Name* Last Name*

Sarah Michaels

Mobile Number* Relationship to Participant

0402000000 Other

Team Details DOWNLOAD TEMPLATE IMPORT TEAM

Team Name*

Team Name

+ Add Team Member

NEXT

11 To add team members to your team, select **+ Add Team Member**
Once you have completed your team registration, each team member will receive an email inviting them to complete their registration to the team

Team Member 🗑️

I am paying all fees for this member

Type*

2023 BQ Membership - Player

First Name* Last Name

Brett Jones

Mobile Number Email

404000000 b.jones@me.com

+ Add Team Member

NEXT

12 Enter the team member's details as prompted
Once all your team members have been added, select **Next**

Team Member

I am paying all fees for this member

Type*

2023 BQ Membership - Player

First Name*

Last Name

Mobile Number

Email

[+ Add Team Member](#)

[NEXT](#)

13 Enter the information in the required fields

Our Team

Team, 3 Members

[Wrong Team?](#)

Additional Personal Information

Do you identify as being of Aboriginal or Torres Strait Islander origin?*

Not Applicable Aboriginal Torres Strait Islander

In which country were you born?*

Please detail any existing medical conditions, allergies (medical or food) or illnesses. Please detail a Management Plan (if applicable)*

Do you take Any Regular Medications?*

14 Once you have completed the required fields, select **Sign Up to Competition**

How did you hear about this Competition?*

Facebook Instagram Google Website A friend or family member referred me Returning Member Other


How many years have you played Basketball?


4

SIGN UP TO COMPETITION

15 The next screen will show you a summary of your registration

Participants

 **Our Team**
Team, 3 Members Edit Remove

 **Senior team rego steps**
Testing - State

You are paying Competition, Membership and Nomination Fees (if applicable) for selected team members.

You are paying for
Player (John Michaels)

You have invited the following user(s) to register to your team:
Player (John Smith, Brett Jones)

Please log in to your Profile, click on Registrations, then click on your Team's name to see which team members have completed their Registration.

What would you like to pay for?
 Full Competition - Upfront

Your order

Our Team - Senior team rego steps

John Michaels
Player - Tues Mens \$203.01

Full Competition - Upfront

Total Payment Due \$203.01

Terms & Conditions

[Terms and Conditions for World Sport Action](#)

[Terms and Conditions for Testing - State](#)

I have read and agree to all of the above Terms and Conditions*

CONTINUE

16 Ensure you indicate that you agree to any term and conditions supplied before selecting **Continue**

Your order

Our Team - Senior team rego steps

John Michaels

Player - Tues Mens	\$203.01
Full Competition - Upfront	

Total Payment Due \$203.01

Terms & Conditions

[Terms and Conditions for World Sport Action](#)

[Terms and Conditions for Testing - State](#)

I have read and agree to all of the above Terms and Conditions*

CONTINUE

17 If you are paying by **Direct debit**, enter your bank account information then select **Submit**

Secure Payment Options

Direct Debit

Bank Account

BSB Account number

By providing your bank account details and confirming this payment, you agree to this Direct Debit Request and the [Direct Debit Request service agreement](#), and authorise Stripe Payments Australia Pty Ltd ACN 180 180 343 Direct Debit User ID number 507156("Stripe") to debit your account through the Bulk Electronic Clearing System (BECS) on behalf of World Sport Action Pty Ltd (the "Merchant") for any amounts separately communicated to you by the Merchant. You certify that you are either an account holder or an authorised signatory on the account listed above.

Credit/Debit Card

SUBMIT

Your order

Our Team - Senior team rego steps

John Michaels

Player - Tues Mens	\$203.01
Full Competition - Upfront Edit	

Sub-total \$184.55

Shipping \$0.00

GST \$18.46

Charity Round-Up \$0.00

Total \$203.01

Transaction Fee \$0.00

Total Payment Due \$203.01

BACK

18 If you are paying by **Credit card**, enter the details then select **Submit**

The screenshot shows a payment interface. On the left, under 'Secure Payment Options', the 'Credit/Debit Card' option is selected. Below it is a card number input field with a placeholder 'MM / YY CVC'. A yellow warning box states: 'If you choose to pay by credit card, it will be your default payment method going forward. If you'd like to amend this, please go to your User Profile > Payment Methods and update your default.' A 'SUBMIT' button is at the bottom right of this section. On the right, the 'Your order' summary lists: 'Our Team - Senior team rego steps', 'John Michaels', 'Player - Tues Mens' for \$203.01, 'Full Competition - Upfront' with an 'Edit' link, 'Sub-total' of \$184.55, 'Shipping' of \$0.00, 'GST' of \$18.46, 'Charity Round-Up' of \$0.00, 'Total' of \$203.01, 'Transaction Fee' of \$0.00, and 'Total Payment Due' of \$203.01. A 'BACK' button is at the bottom.

19 You will then receive an email with login instructions
Follow the link to login to your BasketballConnect account

Your team is registered
Hi John Michaels,

Thank you for registering team - Our Team with

Senior Competition.

Your Username is @gmail.com and your Password is **sfvb8cge**.

You have registered the following team members-
You have Paid for -

- Team Registration Fee - \$0.00
 - John Michaels - Player 10 or Older - Registered. You Paid - \$165.00
- You have invited the following users to join your team -
- Brett Jones - Player 10 or Older - 0403000000 - thomas.kyle@live.co.uk

Please log in, click on Registrations and click on your Team's name to see which team members have Registered.

Please note 2023 Senior Competition starts on 06/03/2023.

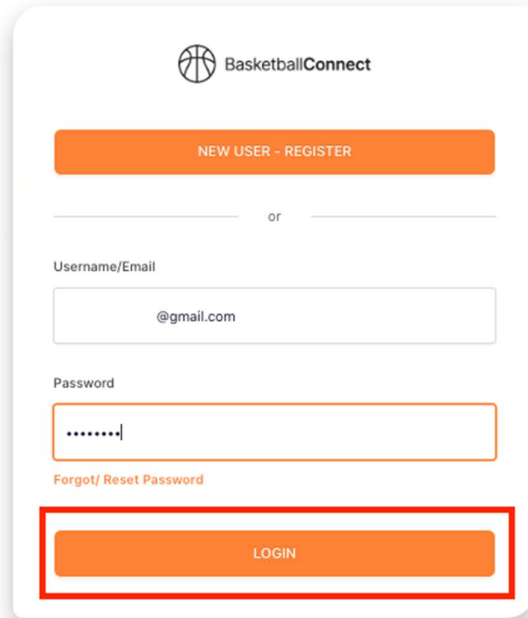
You can login and see your profile and activity at anytime by [clicking here](#).

Please contact Basketball if you have any questions.

We look forward to seeing you at the courts.

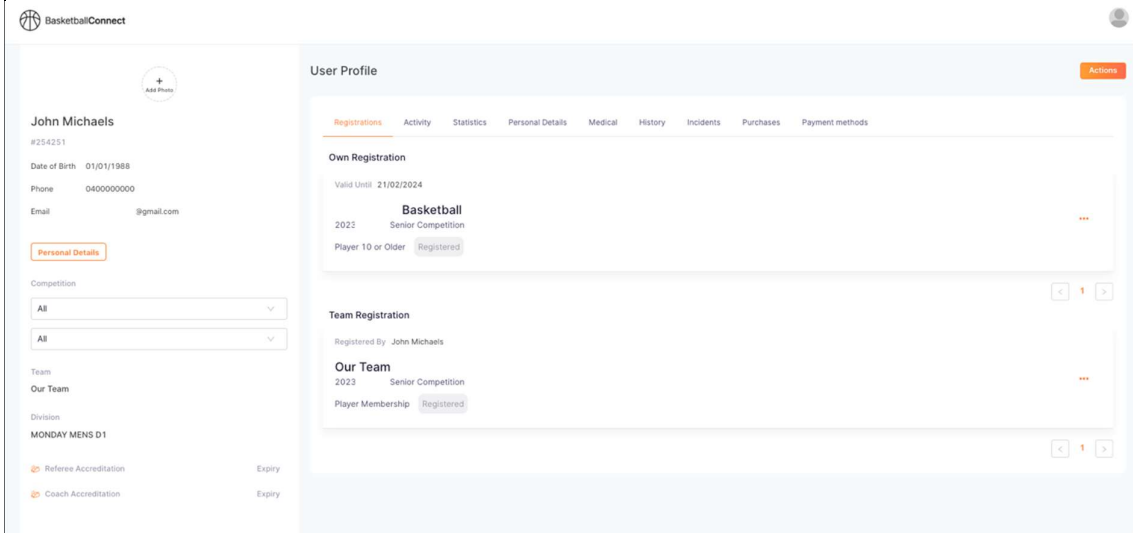
Regards,

20 Enter your login details as mentioned in the email then select **Login**



The image shows the BasketballConnect login interface. At the top is the BasketballConnect logo. Below it is an orange button labeled "NEW USER - REGISTER". A horizontal line with the word "or" in the center separates this from the login section. The login section has two input fields: "Username/Email" containing "@gmail.com" and "Password" containing ".....". Below the password field is a link that says "Forgot/ Reset Password". At the bottom of the form is a large orange button labeled "LOGIN", which is highlighted with a red rectangular border.

21 Your user profile will display like this.
Please refer to our **User Guide** for more information regarding your profile



The image displays the BasketballConnect user profile page for John Michaels. The page is divided into a left sidebar and a main content area. The sidebar shows the user's name "John Michaels", ID "#254251", date of birth "01/01/1988", phone "0400000000", and email "@gmail.com". It also features a "Personal Details" button, dropdown menus for "Competition" and "Team" (both set to "All"), and a "Division" dropdown set to "MONDAY MENS D1". At the bottom of the sidebar are links for "Referee Accreditation" and "Coach Accreditation", each with an "Expiry" label. The main content area is titled "User Profile" and has an "Actions" button. It contains a navigation menu with tabs for "Registrations", "Activity", "Statistics", "Personal Details", "Medical", "History", "Incidents", "Purchases", and "Payment methods". The "Registrations" tab is active, showing "Own Registration" and "Team Registration" sections. The "Own Registration" section shows a registration for "Basketball" in "2023" for "Senior Competition", with a "Valid Until" date of "21/02/2024" and a "Player 10 or Older" status of "Registered". The "Team Registration" section shows a registration for "Our Team" in "2023" for "Senior Competition", with a "Player Membership" status of "Registered". Both registration sections include pagination controls.